

korenix

A Beijer Group Company

JetCon 1701GP-U

Quick Installation Guide V1.0

Overview

JetCon 1701GP-U is an PoE injector. The JetCon 1701GP-U is an advanced and cost effective high power PoE injector, which applies power to Ethernet RJ-45 for power devices (PDs). JetCon1701GP-U are classified as power source equipment (PSE), providing up to 90 watts to powered devices(PD). It could provide power for the powered devided (PD) which compliant IEEE 802.3af/at/bt (draft 2.0). The JetCon 1701GP-U adopts rugged metal case design to operate in harsh environment (-40~75°C). It also IP-31 standard protection. JetCon 1701GP-U recommend working voltage is DC 52V. (Input range: DC44~ 57 V).

Package List

- ▶ JetCon 1701GP-U Industrial PoE Injector
- ▶ Quick Installation Guide

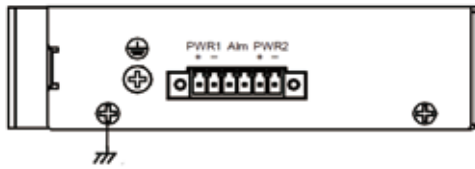
Installation

Mount the unit

Din-Rail mount: Mount the din-rail clip on the rear of JetCon 1701GP-U on the DIN rail. For information about the DIN Rail installation, please refer to user's manual.

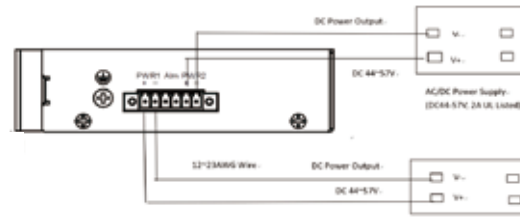
Grounding JetCon 1701GP-U

There is one grounding screw on the bottom side of JetCon 1701GP-U . Connect the frame grounding of JetCon 1701GP-U to the grounding surface to ensure safety and prevent noise for communication interference.



Wiring the Power Inputs

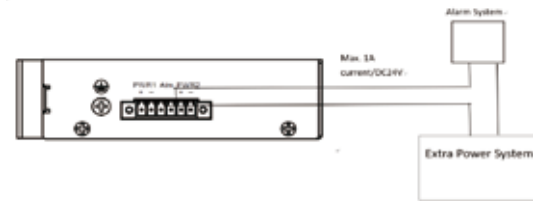
1. Insert the positive and negative wires into the V+ and V- contact on the terminal block connector.
2. Tighten the wire-clamp screws to prevent the power wires loosened.



Wiring the Relay Output

The relay output contacts are in the middle of the terminal block connector as shown below. By inserting the wires, relay output alarm will detect power fault, and form a short circuit. The alarm relay output is "Normal Open". For more information, please refer Manual chapter for more detail.

Note: The relay contact only support 1A current, DC 24V. It does not recommend apply higher voltage and current that over this specification.



Connecting to Network

Connecting the Gigabit PoE port: The port supports IEEE 802.3af/at/bt PoE standard and The PoE port can offer 15W/30W/60W/90W power one end of an Ethernet cable into the UTP port of JetCon 1701GP-U , while the other end is connected to the attached networking device.

Support

5 Years Warranty

Each of Korenix's product line is designed, produced, and tested with high industrial standard. Korenix warrants that the Product(s) shall be free from defects in materials and workmanship for a period of five (5) years from the date of delivery provided that the Product was properly installed and used.

This warranty is voided if defects, malfunctions or failures of the warranted Product are caused by damage resulting from force measure (such as floods, fire, etc.), other external forces such as power disturbances, over spec power input, or incorrect cabling; or the warranted Product is misused, abused, or operated, altered and repaired in an unauthorized or improper way.

Attention! To avoid system damage caused by sparks, please DO NOT plug in power connector when power is on.

The product is in compliance with Directive 2002/95/EC and 2011/65/EU of the European Parliament and of the Council of 27 January 2003 on the restriction of the use of certain hazardous substances in electrical and electronics equipment(RoHS Directives & RoHS 2.0)

Korenix Customer Service

KoreCARE is Korenix Technology's global service center, where our professional staffs are ready to solve your problems at any time Korenix global service center's e-mail is KoreCARE@korenix.com.

For more information and documents download please visit our website:

<http://www.korenix.com/page/doc/index.aspx>